



OVERVIEW

The Flowform Learn Lounge Curved Rectangle Table with power features rounded edges for a sleek design and a built in 2 USB/1 Power Outlet to charge learning devices. Pair with our Flowform Learn Lounge Soft Seating and Screens to create individual zones for student engagement and learning.

MATERIALS

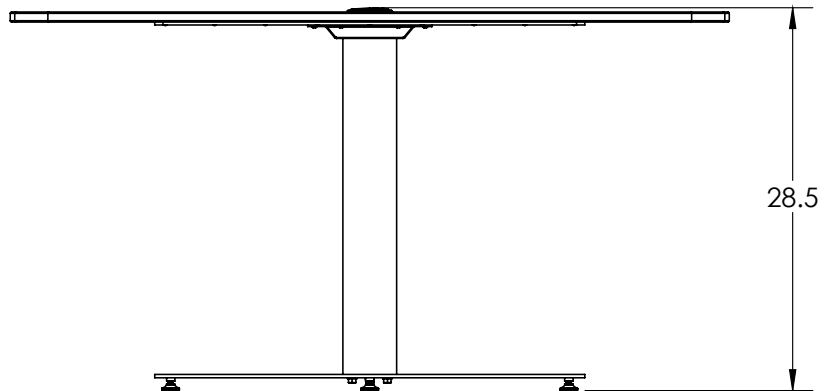
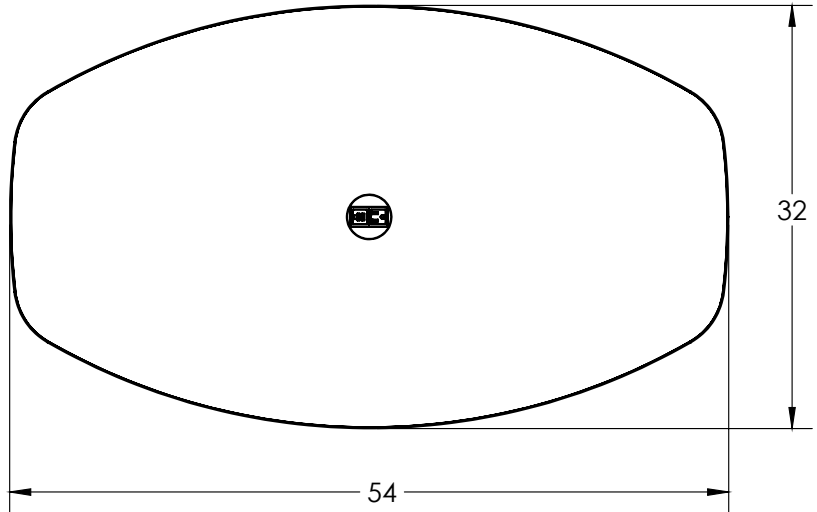
The 3/4" thick work surface consists of a 45 lb density particle board core with a .030" high pressure laminated surface and a .020" melamine backer sheet. The edge of the work surface features an ABS plastic 3mm flat self edge which matches the work surface laminate.

The base column is bolted to the underside of the tabletop as well as the secondary surface for added structural rigidity and both parts are made of steel.

WEIGHT CAPACITY: 300 lbs

DIMENSIONS

Model	Description	D"	W"	H"	WT
56014E	Curved Rectangle Table w/power	32	54	28.25	94



STANDARD LAMINATE OPTIONS

Want to specify a different laminate?

No problem. If you have 20 or more tops of the same color -60 or -38 there is no upcharge. Have 20 or less? We can quote for you with the Wilsonart code and - finish style. We can specify other laminates - call to inquire and get a quote.

LAMINATE & MATCHING 3MM EDGE OPTIONS



ASIAN NIGHT
7949-60



BOARDWALK OAK
7983-60



BUKA BARK
7982-60



CLASSIC LINEN
4943-60



FLAX LINEN
4990-60



FRENCH PEAR
8220-60



FUSION MAPLE
7909-60



GREY NEBULA
4622-60



HIGH RISE
4996-60



MISSION MAPLE
7990-60




NEW AGE OAK
7938-60



NORTH SEA GRAY
D90-60



PALISADES OAK
7987-60



PEWTER MESH
4878-60



WILD CHERRY
7054-60

All 15 of the standard laminates are -60 finish, if you need to match a laminate from a previous year, please let us know on your order (example Pewter Mesh 4878-38, our standard is -60).

When the WilsonArt Laminate code includes a "Y", "K", "-12" "-78", "Aeon" etc, these are special laminates with an upcharge, even when it contains -38 or -60.

STANDARD EDGE COLOR OPTIONS



APPLE



BLACK



CERULEAN



CHARCOAL



NAVY



PERSIAN BLUE



PLATINUM

LEG COLOR OPTION



PLATINUM

EDGE COLOR OPTIONS WITH ADDITIONAL LEAD TIME



BLUEBERRY



BURGUNDY



CHAMPAGNE



FOREST GREEN



ORANGE



PURPLE



RED



YELLOW